

**ST. VINCENT EDUCATIONAL SOCIETY**

( St. Vincent P. G. College )  
(Samskruti College of Engineering & Technology, PG College (JNTU))  
(Samskruti College of Pharmacy)

Plot No. 94, Meenakshi Bamboos, Gachibowli, Serilingampally, Hyderabad - 500032

**CONSOLIDATED BALANCESHEET**  
**FROM 01-04-2023 TO 31-03-2024**

Liabilities	Samskruti College of Engineering & Technology, PG College (JNTU)	Samskruti College of Pharmacy	St. Vincent P.G. College	Total	Assets	Samskruti College of Engineering & Technology, PG College (JNTU)	Samskruti College of Pharmacy	St. Vincent P.G. College	Total
Capital Account	17,50,63,310	7,35,14,758	5,10,04,928	29,95,82,996	Fixed Assets	22,43,21,651	4,24,81,095	1,72,02,327	28,40,05,073
Add: Excess of Income over Expenditure	29,82,069	56,57,144	5,24,848	91,64,060	Fixed Assets Opening	13,56,162	-	2,14,535	15,70,697
Add: Fixed Assets Purchased	94,99,545	18,18,779	7,66,535	1,20,84,859	Furniture and Fixtures	26,09,411	25,22,231	15,59,119	66,90,761
Add: Fixed Deposits	5,21,20,184	-	-	5,21,20,184	Lab Equipment	3,60,745	3,75,127	-	7,35,872
Loans (Liability)	-	-	-	-	Library Books	3,67,350	40,000	-	4,07,350
Bank OD A/C	53,13,880	-	-	53,13,880	Office Equipments	42,69,250	-	-	42,69,250
Secured Loans	12,00,000	-	-	12,00,000	Vehicles	30,95,746	4,40,540	5,52,000	40,88,286
Un Secured Loans	-	-	-	-	Depreciation Reserve	-2,56,45,615	-62,94,344	-38,95,980	-3,68,35,939
Current Liabilities	-	-	-	-	Current assets	18,91,620	9,29,381	10,22,314	38,43,315
Sundry Creditors	-	-	-	-	Cash In Hand	7,25,51,400	3,70,03,650	99,96,350	11,95,51,400
Other Liabilities	6,62,47,790	19,00,705	5,06,307	6,86,54,802	Bank Accounts	1,53,11,268	18,52,068	80,24,998	2,51,88,334
Outstanding Liability	5,76,29,228	2,39,93,990	1,17,62,728	9,33,85,946	Deposits	6,56,26,079	16,00,000	6,72,26,079	16,00,000
HO/Branch	-	6,59,953	-	6,59,953	Loans and Advances	2,98,380	-	62,00,000	64,98,380
					Other Current Assets	39,82,606	2,81,95,581	2,20,89,683	5,42,67,870
					HO/Branch	6,59,953	-	-	6,59,953
	37,00,56,006	10,75,45,329	6,45,65,346	54,21,66,681		37,00,56,006	10,75,45,329	6,45,65,346	54,21,66,681

For K C M S & ASSOCIATES  
Chartered Accountants  
Firm Reg.No: 00667708

**PRINCIPAL**  
**Samskruti College of Engineering & Technology**  
**Kondapur, Ghatkesar Municipality, Medchal (D)**

**PRINCIPAL**  
**Samskruti College of Engineering & Technology**  
**Kondapur, Ghatkesar Municipality, Medchal (D)**

**MURALI MOHAN REDDY**  
Partner  
**Samskruti College of Engineering & Technology**  
**Kondapur, Ghatkesar Municipality, Medchal (D)**, No: 213627

**ST. VINCENT EDUCATIONAL SOCIETY**  
( St. Vincent P.G. College )  
( Samskruti College of Engineering & Technology, PG College (JNTU) )  
( Samskruti College of Pharmacy )  
Plot No. 94, Meenakshi Bamboos, Gachibowli, Serilingampally, Hyderabad - 500032

**CONSOLIDATED RECEIPTS AND PAYMENTS ACCOUNT**  
FROM 01-04-2023 TO 31-03-2024

RECEIPTS	Samskruti College of Engineering & Technology, PG College (JNTU)	Samskruti College of Pharmacy	St. Vincent P.G. College	Total	PAYMENTS	Samskruti College of Engineering & Technology, PG College (JNTU)	Samskruti College of Pharmacy	St. Vincent P.G. College	Total
By Opening Cash Balance	2,03,230	8,53,601	6,66,918	17,23,749	To Admission exp	3,24,736	37,721	-	3,62,457
By Opening Bank Balance	90,933,641	12,26,030	21,93,188	1,25,12,849	To Advertisements	13,09,673	1,20,000	7,560	14,37,233
By Fee Collections	10,28,33,017	1,21,74,025	1,06,72,900	12,56,79,942	To Affiliation and common svcs fees	56,53,553	18,86,985	-	75,39,538
By Application Fees	6,83,500	57,000	25,72,700	31,13,200	To Bank Charges	4,26,394	35,876	-	4,62,270
By Bus. fees Collection	18,09,550	7,47,470	-	25,57,020	To Records fees	14,500	-	-	14,500
By Carriage Rent	2,82,000	-	-	2,82,000	To Repairs and Maintenance	79,46,356	4,03,966	3,50,650	87,00,973
By Condition Fees	3,99,771	-	-	3,99,771	To Office Maintenance	29,08,338	7,86,520	9,05,766	46,00,624
By Convener Fees	1,16,67,150	19,04,000	-	1,35,71,150	To Dress Fees	16,94,713	-	-	16,94,713
By GST Fees and records fee	23,01,165	3,54,730	-	26,55,895	To Electricity	27,04,564	3,36,412	1,03,128	31,44,104
By Discount Received	8,44,393	-	-	8,44,393	To Exam Fee	1,00,01,950	22,87,797	39,32,426	1,62,82,173
By Exam fees	23,06,000	3,97,000	-	27,03,000	To General Exp	31,91,097	9,23,211	3,45,263	44,59,571
By Hostel Advance	67,92,500	25,80,576	41,55,522	1,35,28,548	To Hostel Exp	12,57,639	12,98,012	-	25,55,651
By Hostel Fees	1,00,000	-	-	1,00,000	To Industrial Training	8,10,502	-	-	8,10,502
By Insurance Cash Back amount	22,41,440	-	-	22,41,440	To Insurance	8,13,945	67,363	-	8,81,308
By Project Fees	6,67,402	4,21,000	4,60,000	15,48,402	To NAAC Exp	3,24,264	1,48,560	-	4,72,824
By Misc Income	8,43,438	2,45,000	-	10,88,838	To Printing and Stationery exp	10,22,399	2,18,968	65,000	13,06,367
By Remuneration	21,96,124	2,04,775	-	24,00,899	To Professional Tax	5,49,150	-	-	5,49,150
By Scholarship	2,86,73,614	1,17,17,000	7,99,000	4,11,89,614	To Books	39,140	-	4,06,137	4,45,277
By Interest	27,80,205	86,688	1,11,999	29,78,391	To Municipal Tax	3,73,652	-	91,140	4,64,792
By Sale of vehicles	3,25,000	-	-	3,25,000	To Road Tax	1,01,370	-	-	1,01,370
By Scrap	1,50,46,230	-	-	1,50,46,230	To Audit fee	96,514	32,600	1,50,000	1,50,000
By Loan Taken	7,98,491	6,59,953	-	14,58,444	To Travelling Exp	6,64,095	1,41,800	1,41,030	8,05,895
					To JNTU Inspection charges	3,29,758	64,902	-	3,94,660
					To Induction Programme Exp	11,94,531	3,20,031	-	15,14,562
					To Project fees	16,55,066	3,04,000	1,69,500	18,84,062
					To Ratification	5,85,25,047	1,60,37,557	36,98,730	7,82,61,334
					To Remuneration	2,04,863	-	-	2,04,863
					To salaries	46,260	-	-	46,260
					To Telephone Exp	6,75,400	2,60,668	-	9,36,068
					To EPF Exp	7,59,482	4,15,230	2,86,051	14,60,763
					To Fees Refund	6,50,581	4,98,571	3,02,736	14,51,888
					To Freship	3,82,945	3,09,054	2,85,843	9,77,842
					To Staff Welfare	2,50,000	1,25,000	1,25,000	5,00,000
					To Green Energy Audits and other audits	9,58,288	-	-	9,58,288
					To Interest charges	2,56,110	-	-	2,56,110
					To Labour Charges	1,07,173	21,500	22,900	1,51,573
					To Library Exp	4,05,000	-	-	4,05,000
					To Loss on sale of asset	2,77,715	-	-	2,77,715
					To TDS Exp	6,59,953	-	-	6,59,953
					To Loans and advances	40,00,000	-	-	40,00,000
					To Secured & Unsecured Loans	94,99,545	-	-	94,99,545
					To Purchase of Fixed Assets	5,21,20,184	-	-	5,21,20,184
					To Deposits	18,91,620	-	-	18,91,620
					To Closing Cash Balance	1,54,11,268	-	-	1,54,11,268
					To Closing Bank Balance	-	9,29,381	10,22,314	19,51,695
						18,52,068	80,24,998	2,51,88,334	
<b>TOTAL</b>	<b>19,30,38,861</b>	<b>3,36,29,188</b>	<b>2,16,31,727</b>	<b>24,82,99,776</b>	<b>TOTAL</b>	<b>19,30,38,861</b>	<b>3,36,29,188</b>	<b>2,16,31,727</b>	<b>24,82,99,776</b>

For K C M S & ASSOCIATES  
Chartered Accountants  
Firm Reg. No. 60760

*L. Murali Mohan Reddy*  
L. MURALI MOHAN REDDY  
Partner  
M. No.: 213127



*(Signature)*  
**PRINCIPAL**  
**Samskruti College of Engineering & Technology**  
Kondapur, Ghatkesar Municipality, Medchal (D)

**ST. VINCENT EDUCATIONAL SOCIETY**  
 (St. Vincent P.G. College)  
 (Samskruti College of Engineering & Technology, PG College (JNTU))  
 (Samskruti College of Pharmacy)  
 Plot No. 94, Meenakshi Bamboos, Gachibowli, Serilingampally, Hyderabad - 500032

**CONSOLIDATED INCOME AND EXPENDITURE ACCOUNT**  
 FROM 01-01-2023 TO 31-03-2024

EXPENDITURE	Samskruti College of Engineering & Technology, PG College (JNTU)	Samskruti College of Pharmacy	St. Vincent P.G. College	Total	INCOME	Samskruti College of Engineering & Technology, PG College (JNTU)	Samskruti College of Pharmacy	St. Vincent P.G. College	Total
To Admission exp	3,25,726	37,721	7,560	3,71,007	3,62,857	3,62,857	-	-	3,62,857
To Advertisements	13,09,673	1,20,000	-	14,29,673	14,37,333	14,37,333	-	-	14,37,333
To Affiliation and commission fees	56,52,553	28,86,985	-	85,39,538	79,39,538	79,39,538	-	-	79,39,538
To Bank Charges	4,28,394	29,878	-	4,58,272	4,58,272	4,58,272	-	-	4,58,272
To Records fees	14,500	-	-	14,500	14,500	14,500	-	-	14,500
To Repairs and maintenance	1,01,78,069	4,03,966	9,50,650	1,11,72,685	1,09,33,686	1,09,33,686	-	-	1,09,33,686
To Office Maintenance	29,68,338	7,46,520	9,05,766	46,20,624	46,00,624	46,00,624	-	-	46,00,624
To Communication	3,76,530	1,36,246	58,586	5,71,362	5,21,362	5,21,362	-	-	5,21,362
To Dress Fees	16,98,713	3,36,412	-	20,35,125	16,98,713	16,98,713	-	-	16,98,713
To Electricity	27,68,364	3,36,412	1,01,128	32,05,904	31,62,128	31,62,128	-	-	31,62,128
To Exam Fee	1,00,01,950	22,82,797	39,32,426	1,62,17,173	1,62,40,123	1,62,40,123	-	-	1,62,40,123
To General Exp	5,98,087	44,48,166	1,86,022	6,48,685	6,48,685	6,48,685	-	-	6,48,685
To Hostel Exp	22,57,659	12,28,012	-	34,85,671	34,85,671	34,85,671	-	-	34,85,671
To Industrial Training	4,10,562	-	-	4,10,562	4,10,562	4,10,562	-	-	4,10,562
To Insurance	8,11,945	67,383	-	8,79,328	8,79,328	8,79,328	-	-	8,79,328
To NAAC Exp	3,24,264	1,48,562	-	4,72,826	4,72,826	4,72,826	-	-	4,72,826
To Printing and Stationery exp	40,32,399	7,18,868	5,95,000	53,48,267	53,48,267	53,48,267	-	-	53,48,267
To Professional Tax	5,49,150	-	-	5,49,150	5,49,150	5,49,150	-	-	5,49,150
To Books	-	-	-	-	-	-	-	-	-
To Municipal Tax	-	-	-	-	-	-	-	-	-
To Lab Exp	56,980	35,140	4,28,117	92,307	92,307	92,307	-	-	92,307
To Solar Subsidies	4,83,560	373,657	91,149	9,58,366	9,58,366	9,58,366	-	-	9,58,366
To Audit and Inspection	3,48,326	46,982	48,808	438,116	438,116	438,116	-	-	438,116
To Staff Welfare	31,83,300	2,36,540	3,20,812	35,40,652	35,40,652	35,40,652	-	-	35,40,652
To Staff Expenses	4,56,512	3,35,585	3,35,585	11,27,682	11,27,682	11,27,682	-	-	11,27,682
To Staff Welfare	33,625	3,65,290	9,23,082	4,02,002	4,02,002	4,02,002	-	-	4,02,002
To Software Cost	8,65,395	20,382	29,655	9,15,432	9,15,432	9,15,432	-	-	9,15,432
To Industrial Visit	3,50,865	2,86,510	17,544	6,54,919	6,54,919	6,54,919	-	-	6,54,919
To R & D	3,23,310	36,353	83,526	4,43,189	4,43,189	4,43,189	-	-	4,43,189
To Research Publication	2,63,560	1,23,500	77,500	4,64,560	4,64,560	4,64,560	-	-	4,64,560
To Infrastructure and Augmentation	28,35,240	45,28,300	1,06,980	74,69,520	74,69,520	74,69,520	-	-	74,69,520
To Misc Exp	35,63,251	12,43,373	-	48,06,624	48,06,624	48,06,624	-	-	48,06,624
To Garden Maintenance	5,46,500	1,03,382	61,600	7,11,482	7,11,482	7,11,482	-	-	7,11,482
To Road Tax	2,01,370	-	-	2,01,370	2,01,370	2,01,370	-	-	2,01,370
To Audit Fee	96,314	32,620	1,50,000	1,78,934	1,78,934	1,78,934	-	-	1,78,934
To Traveling Exp	6,64,095	1,41,820	1,41,010	8,46,925	8,46,925	8,46,925	-	-	8,46,925
To JNTU Inspection charges	3,23,728	64,902	-	3,88,630	3,88,630	3,88,630	-	-	3,88,630
To Induction Programme Exp	8,63,326	33,911	3,54,640	12,51,877	12,51,877	12,51,877	-	-	12,51,877
To Project fees	13,94,531	3,20,031	1,90,560	18,05,122	18,05,122	18,05,122	-	-	18,05,122
To Ratification	16,53,056	3,04,004	1,18,30,710	20,65,770	20,65,770	20,65,770	-	-	20,65,770
To Remuneration	9,76,24,047	3,12,73,792	-	14,48,78,839	14,48,78,839	14,48,78,839	-	-	14,48,78,839
To salaries	46,760	-	-	46,760	46,760	46,760	-	-	46,760
To Telephone Exp	6,75,400	2,80,668	-	9,56,068	9,56,068	9,56,068	-	-	9,56,068
To Staff Welfare	7,59,882	4,15,230	2,86,051	14,60,163	14,60,163	14,60,163	-	-	14,60,163
To Green Energy Audits and other audits	6,50,381	4,98,571	3,62,784	15,11,736	15,11,736	15,11,736	-	-	15,11,736
To Project charges	3,84,365	3,09,004	2,85,843	9,79,212	9,79,212	9,79,212	-	-	9,79,212
To Labour Charges	2,50,000	1,25,000	1,25,000	5,00,000	5,00,000	5,00,000	-	-	5,00,000
To Library Exp	2,36,210	-	1,87,000	4,23,210	4,23,210	4,23,210	-	-	4,23,210
To Library Exp	4,05,000	21,500	22,900	4,49,400	4,49,400	4,49,400	-	-	4,49,400
To Library Exp	2,27,315	-	-	2,27,315	2,27,315	2,27,315	-	-	2,27,315
To Depreciation	2,66,45,655	62,94,344	38,95,980	73,97,979	73,97,979	73,97,979	-	-	73,97,979
To Excess of Income over Expenditure	6,46,02,798	74,75,923	12,91,383	83,34,104	83,34,104	83,34,104	-	-	83,34,104
To Purchases of Fixed Assets	75,54,54,899	6,78,33,264	2,87,67,970	85,21,56,133	85,21,56,133	85,21,56,133	-	-	85,21,56,133
To Excess of Income over Expenditure	94,59,545	18,18,779	7,66,333	1,20,94,657	1,20,94,657	1,20,94,657	-	-	1,20,94,657
To Excess of Income over Expenditure	5,21,20,134	-	-	5,21,20,134	5,21,20,134	5,21,20,134	-	-	5,21,20,134
To Excess of Income over Expenditure	29,82,969	58,57,144	5,24,849	93,64,962	93,64,962	93,64,962	-	-	93,64,962
<b>Total</b>	<b>6,46,02,798</b>	<b>74,75,923</b>	<b>12,91,383</b>	<b>74,75,923</b>	<b>74,75,923</b>	<b>74,75,923</b>	<b>12,91,383</b>	<b>12,91,383</b>	<b>74,75,923</b>

For K C M S & ASSOCIATES  
 Chartered Accountants  
 Firm Reg.No: 0057709

*(Signature)*

L. MURALI MOHAN REDDY  
 Partner  
 M.No: 213627

**PRINCIPAL**


**Samskruti College of Engineering & Technology**  
 Kondapur, Ghatkesar Municipality, Medchal (M)

Expenditure for infrastructure augmentation (INR in Lakh)

S.NO	Expenditure	(INR in Lakh)
1.	To Infrastructure and Augmentation	26,35,260
	<b>Total</b>	<b>26,35,260</b>




PRINCIPAL  
Samskruti College of Engineering & Technology  
Kondapur, Bhatkhera Municipality, Medchal (D)

  
PRINCIPAL  
Samskruti College of Engineering & Technology,  
Kondapur, Bhatkhera Municipality, Medchal (D)

Expenditure on maintenace of academic facilities (excluding salary for human resources)  
(INR in Lakh)

S.NO	Expenditure	(INR in Lakh)
1.	Office Maintanance	29,08,338
2.	Electricity	27,04,564
3.	Solar Maintanance	4,63,560
	<b>Total</b>	<b>60,76,462</b>


  
PRINCIPAL  
Samskruti College of Engineering & Technology  
Kondapur, Brahmavarhuntepally, Medchal (D)

  
PRINCIPAL  
Samskruti College of Engineering & Technology  
Kondapur, Brahmavarhuntepally, Medchal (D)

Expenditure on maintenance of physical facilities (excluding salary for human resources)

S.NO	Expenditure	(INR in Lakh)
1.	To Hostel Exp	12,57,639
2.	To Garden Maintenance	5,86,500
3.	To Road Tax	1,01,370
	<b>Total</b>	<b>19,45,509</b>

  
PRINCIPAL  
Samskruti College of Engineering & Technology  
Kondapur, Medchal Mandal, Medchal (D)

  
PRINCIPAL  
Samskruti College of Engineering & Technology  
Kondapur, Medchal Mandal, Medchal (D)